

MOOVI SERIES

ELECTROMECHANICAL OPERATOR FOR BOOM GATES



Open the future



• A MODEL FOR EVERY NEED.

- Available in several versions, for openings from 3 to 5 m and speeds from 1.5 to 8 s.
- Supplied with a wide range of accessories.

• SMART TECHNOLOGY.

- Internal ventilation system.
- Fast release with personalised key.
- Predrilled frame to allow simpler installation of the accessories.

CODE	DESCRIPTION	VOLTAGE	BOOM LENGTH
P940026 00002	MOOVI 30	230 V	3 m
P940028 00002	MOOVI 50	230 V	5 m
P940030 00002	MOOVI 30S	230 V	3 m

TECHNICAL FEATURES

	MOOVI 30	MOOVI 50	MOOVI 30S	MOOVI 30/50 RMM
CONTROL PANEL	ALPHA BOM (incorporated)	ALPHA BOM (incorporated)	LEO MV D (incorporated)	LEO MV D (incorporated)
REVERSIBLE/IRREVERSIBLE OPERATOR	irreversible	irreversible	irreversible	irreversible
POWER SUPPLY	230 V- ± 10%, 50 Hz single-phase	230 V- ± 10%, 50 Hz single-phase	230 V- ± 10%, 50 Hz single-phase	230 V- ± 10%, 50 Hz single-phase
ABSORBED POWER	300 W	300 W	300 W	300 W
THERMAL PROTECTION	integrated	integrated	integrated	integrated
OPENING OR CLOSING TIME	4 s	8 s	1,5 s + slowdown	4 s (MOOVI 30), 8 s (MOOVI50)
SLOWDOWN	-	-	adjustment	-
IMPACT REACTION	-	-	integrated torque limiter	integrated torque limiter
TYPE OF LOCK	mechanical opening/closing	mechanical opening/closing	mechanical opening/closing	mechanical opening/closing
TYPE OF LIMIT SWITCHES	electric, incorporated, adjustable	electric, incorporated, adjustable	electric, incorporated, adjustable	electric, incorporated, adjustable
MANUAL RELEASE	fast release with personalised key	fast release with personalised key	fast release with personalised key	fast release with personalised key
OPERATING CYCLE	very intensive use	very intensive use	very intensive use	very intensive use
ENVIRONMENTAL CONDITIONS	from -10°C to +55°C	from -10°C to +55°C	from -10°C to +55°C	from -10°C to +55°C
DEGREE OF PROTECTION	IP54	IP54	IP54	IP54
OPERATOR WEIGHT WITHOUT THE ROD	360 N (~36 kg)	360 N (~36 kg)	360 N (~36 kg)	360 N (~36 kg)
DIMENSIONS	see drawing	see drawing	see drawing	see drawing

Boom ELL3 o ELL5	boom	boom	boom	boom	boom	boom	boom	boom	boom	boom	boom	boom	boom	boom	boom	boom	boom	boom	boom	boom	boom	boom	boom
SB	+	+	+																				
PCA (only above the boom)	+	+		+	+		+	+															
PCA (under and above the boom)																							
KIT LIGHT and KIT LIGHT 1	+			+			+																
MOOVI GA or MOOVI GAMA	+	GA	+	GA	+	GA	+	GA	+	GA	+	GA	+	GA	+	GA	+	GA	+	GA	+	GA	+
Passageway MOOVI 30 (m)	1,9	1,9	2,0	2,3	2,3	2,4	2,7	2,7	2,5	2,6	2,9	2,2	2,2	2,3	2,6	2,7	2,8	3,0	3,0	2,9	3,0	3,0	
Passageway MOOVI 50 (m)	3,3	3,3	3,5	3,9	4,0	4,2	4,6	4,8	4,4	4,5	5,0	3,6	3,6	3,7	4,3	4,4	4,6	5,0	5,0	4,8	5,0	5,0	

Calculating the maximum boom length of MOOVI30 and MOOVI50 boom gates based on the accessories installed.

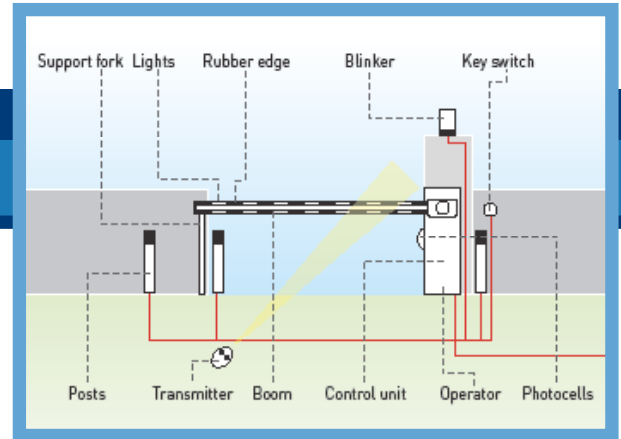
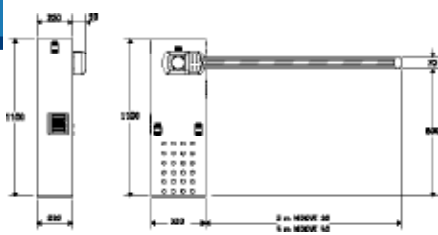
Example MOOVI 30: boom + SB + PCA + LIGHT + GA = boom Max. ELL3 1,9m

Example MOOVI 50: boom + SB + PCA + LIGHT + GA = boom Max. ELL5 3,3m

RESIDENTIAL, APARTMENT-BLOCK AND INDUSTRIAL USE

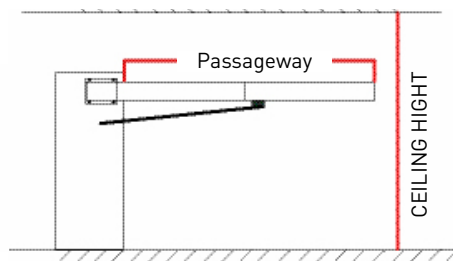
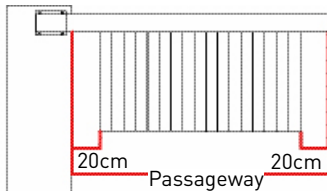


DIMENSIONS



WHEN ORDERING INDICATE THE WORKING PASSAGEWAY

ARTICULATED BOOM



ACCESSORIES



P111376 - SCS 1
Serial connection board for QSC D MA, LIBRA C MA, LIBRA C MV, LIBRA C LX, VENERE D, LEO D MA, LEO MV, RIGEL 5 and ALTAIR P.



P111408 - SCS WIE
Circuit board for direct connection of wiegand accessories (such as SELETT0, COMPAS SLIM, etc) to the control units QSC D MA, LIBRA C MA, LIBRA C MV, LIBRA C LX, VENERE D, LEO D MA, LEO MV, RIGEL 5 and ALTAIR P.



N728020 - ELL 3
One-piece 3 m boom.*




N728021 - ELL 5
One-piece 5 m boom.*



P120002 - KIT MOOVI 130
External photocell post kit



N728029 - MOOVI ART90
90-degree articulated boom for MOOVI30, 50, 30S. Max opening 3,8m.



D940008 - MOOVI GA
Movable boom rest rod



D940009 - MOOVI GAMA
Movable boom rest rod, shock absorbing.



P120004 - KIT MOOVI PRM
Kit to protect hands from shearing.



P120001 00001 - KIT MOOVI LIGHT
Lighting kit for 3 or 4.5 m booms. To be used in combination with the MOOVI PCA kit



P120001 00002 - KIT MOOVI LIGHT1
Lighting kit for 5 or 6 m booms. To be used in combination with the MOOVI PCA kit



P120003 00001 - PCA 3
Boom upper and lower casing profile in rubber for ELL3.



P120003 00002 - PCA 6
Boom upper and lower casing profile in rubber for ELL5, ELL6.



D730251 - CBO
MOOVI mod. anchor base.



D573003 - SB
Fence previously mounted on boom. Cannot be applied to BGV/MOOVI 30 models. Its application in the other models gives rise to a reduction of the overall length of the boom (see table).



D730088 - FAF
Fixed bar rest fork.



N190104 - BIR C
Rubber safety edge.

For system composition and installation refer to the regulations in force in the country where the system is being installed. The indicated data are not binding. BFT reserves the right to make modifications without prior notice.